

Challenges We Face

NG 9-1-1

Shared Assessment

November 25, 2013



Challenges We Face



Challenges We Face

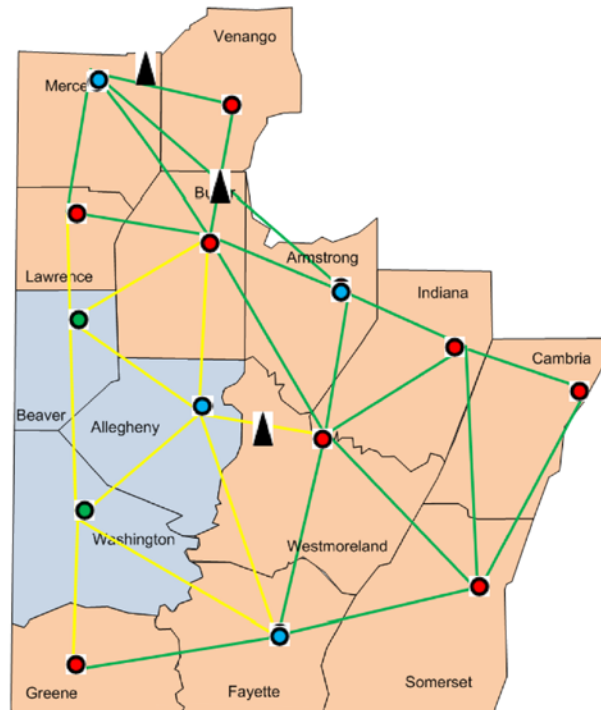
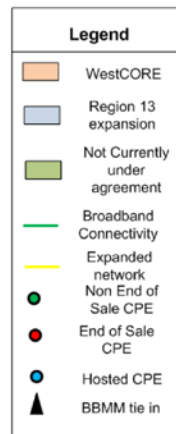
- ▶ End of Sale/life of County owned 9-1-1 Telephone Systems (CPE)
- ▶ County 9-1-1 systems are independent of one another
- ▶ Lack of Disaster Recovery capability/Redundancy
- ▶ Expensive replacement 9-1-1 workstation in standalone environment
- ▶ Attempting to meet increasing public safety demands with limited resources and funding

What's Next: NG 9-1-1

- ▶ Standardized technology in 9-1-1 centers nationally (IP Based)
- ▶ Regionalizing call handling and routing to PSAPs
- ▶ Provide redundancy for disaster recovery
- ▶ Interconnecting PSAPs for call transferring, 9-1-1 overflow and information exchange
- ▶ Allow for text, photo and video sharing to PSAPs

Regional Approach to NG 9-1-1

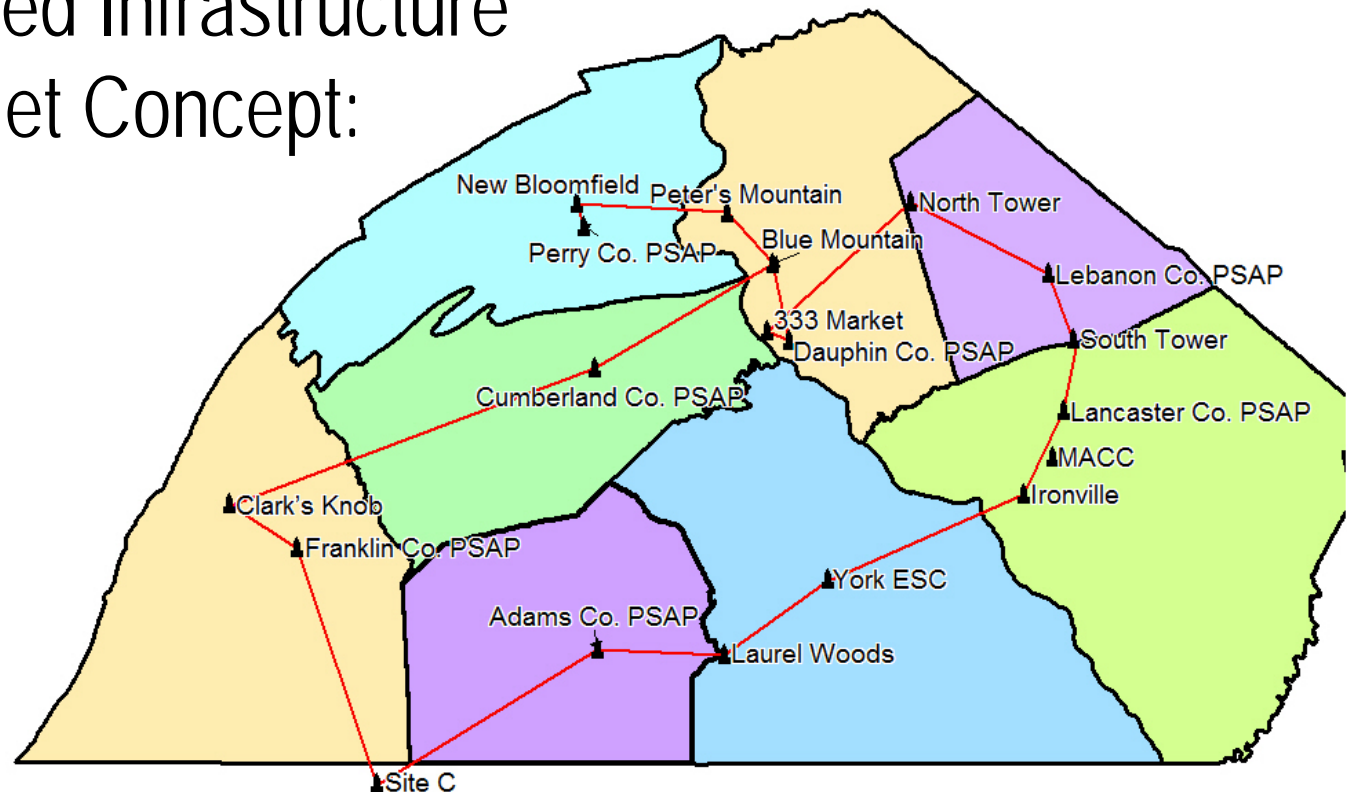
- ▶ Formulation of South Central Task Force NG 9-1-1 Working Group
- ▶ Shared Infrastructure
- ▶ WestCORE ESInet Concept:



- Replace end of life CPE with IP enabled, NG capable CPE
- CPE Hosts 9 to 4
- 74 workstations
- NG 9-1-1 ready
- Disaster Recovery & Continuity of Operations
- Share recurring costs across multiple funding sources
 - 9-1-1
 - DHS
 - OPRS
 - Counties
- ESInet supports multiple applications

Regional Approach to NG 9-1-1

- ▶ South Central Task Force COMMS Working Group
- ▶ Shared Infrastructure
- ▶ ESInet Concept:



Benefits of NG 9-1-1 Regional Approach


- ▶ Cost sharing / savings
- ▶ Redundancy
- ▶ Allows for future growth at minimal cost

South Central Task Force

WestCORE Success

► Cost per Work Station Approaches

\$35,000 regional



\$55,000 standalone



\$90,000 estimated savings annual maintenance region wide

South Central Moving Forward

- ▶ Letter of intent from interested counties
- ▶ Receive funding from PEMA for Shared Assessment
- ▶ Shared Infrastructure
 - Funding
 - Cost
 - Infrastructure recommendations

The Impact: South Central Task Force Statistics

Population: 1.8 million

312 Municipalities

326 Fire/Rescue

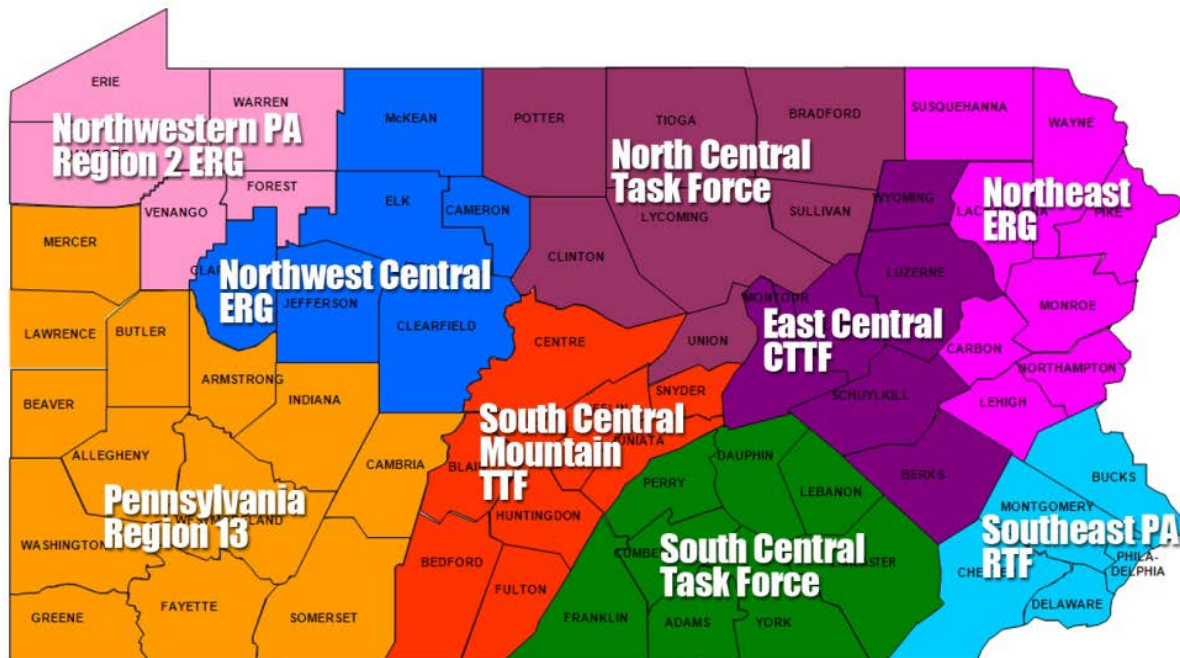
143 Police

104 EMS/Basic Support

31 EMS/Advanced Life Support

16 Hospitals

25 Special Operations



South Central Task Force

The Impact: South Central Task Force Statistics

312

Municipalities

326

Fire

143

Police

135

EMS

16

Hospitals

25

Special Ops

